

# NELSON™ HEAT TRACING SYSTEMS

## TE760 THERMOSTAT

### SPECIFICATION / APPLICATION INSTALLATION

#### DESCRIPTION



#### ENCLOSURE

Cast Aluminum

#### CLASSIFICATIONS

NEMA Type 4, 7, 9 IP66

#### TEMPERATURE RANGE

0 to 538°C (32 to 1000°F)

#### SENSING PROBE

Length	Material	Max. Bulb Temperature
3m (10ft.)	Incoloy 825	593°C (1100°F)

#### ELECTRICAL DATA

Load Switching: 8 amp resistive @ 240VAC  
Control Voltage: 120VAC

#### CALIBRATION ACCURACY

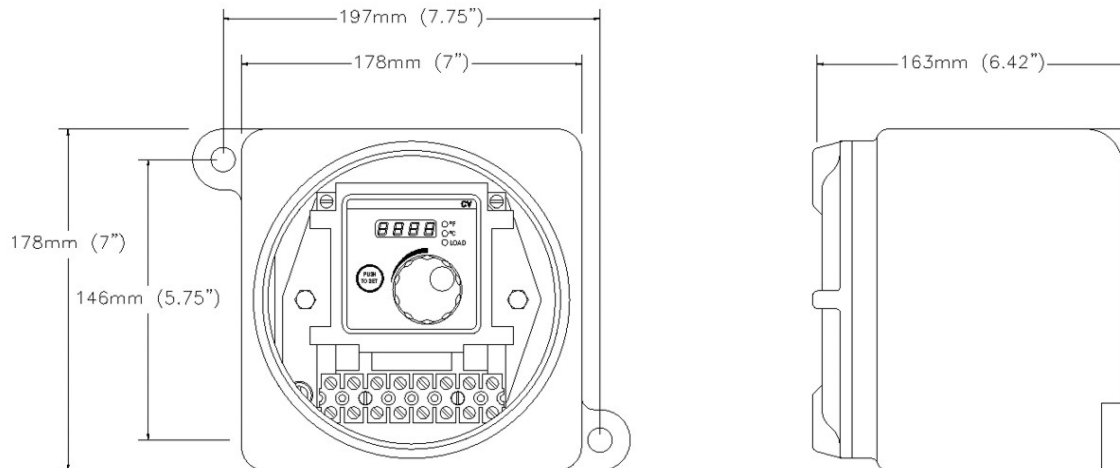
±1% of span

#### SWITCH TYPE

Single Pole Double Throw

These thermostats are used for high temperature piping on freeze protection and process maintenance applications in hazardous locations.

#### OUTLINE

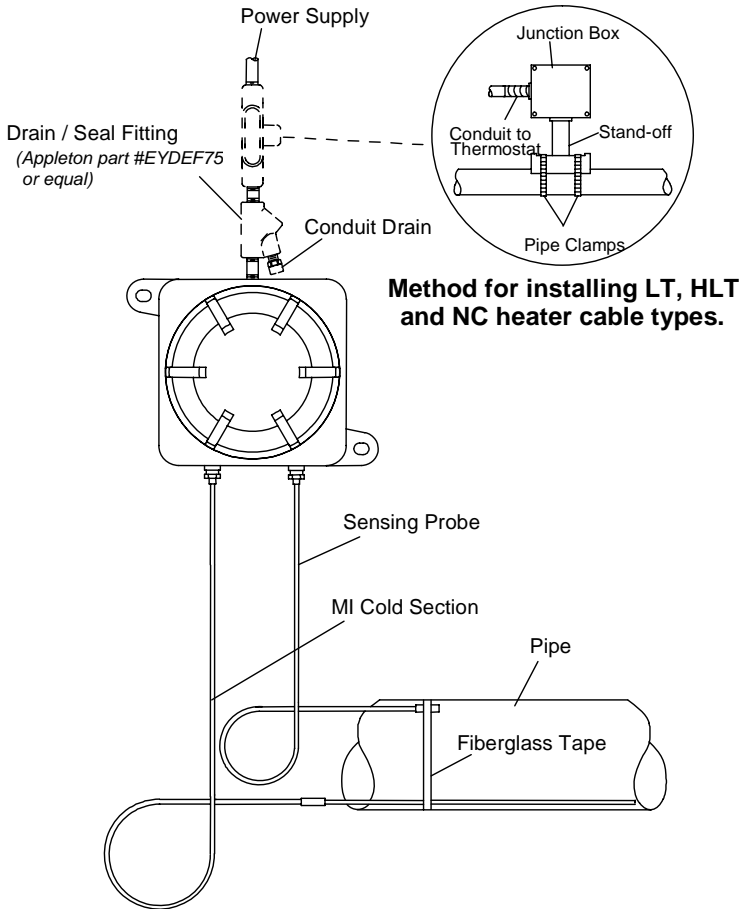


#### Approvals:

FM - Class I; Div. 1; Groups B, C, D  
- Class II; Div. 1; Groups E, F, G  
- Class I; Zone 1; AEx d IIB+H<sub>2</sub>

CSA - Class I; Div. 1; Groups B, C, D  
- Class II; Div. 1; Groups E, F, G  
- Class I; Zone 1; Ex d IIB+H<sub>2</sub>

**INSTALLATION**



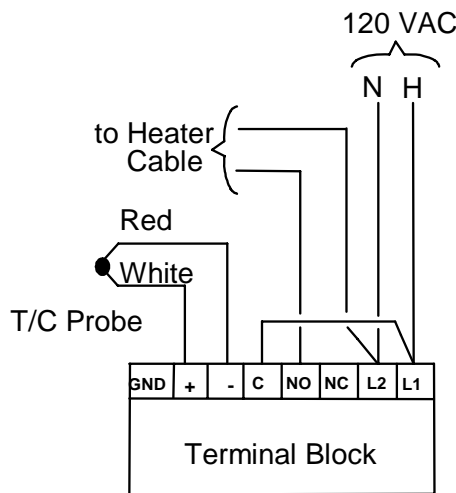
**INSTALLATION NOTES:**

- Securely mount thermostat enclosure and connect to power wiring.
- Verify thermostat set point is at the desired maintenance temperature.
- Close enclosure cover to prevent damage from inclement weather.
- Insure all fittings associated with the power wiring are installed per applicable codes.
- When conduit type systems are used, low point drains / conduit drains are highly recommended.

**ANNUAL MAINTENANCE:**

Spray a coat of lubricant and rust preventative such as CRC Stor & Lube on the electrical wire connections.

**WIRING DIAGRAM**



Nelson Heat Tracing Systems products are supplied with a limited warranty. Complete Terms and Conditions may be found on Nelson's website at [www.nelsonheaters.com](http://www.nelsonheaters.com).