

## HUH 524TA

### HORIZONTAL / DOWN FLOW UNIT HEATERS

- EIGHT WATTAGES, TWO VOLTS
- 1874 TO 5000 WATTAGES
- HORIZONTAL AND DOWN FLOW IN ONE UNIT
- BUILT-IN THERMOSTAT

#### APPLICATIONS

Auxiliary, supplementary or primary heat source in factories, stores, garages, basements, warehouses, public buildings, service stations, stockrooms, offices, workshops, toll booths, closing offices, large or exposed areas or additions.

#### FEATURES

##### HORIZONTAL AND DOWN FLOW IN ONE UNIT

Heater is shipped with a ceiling mount bracket that allows the heater to be used in four indexed positions—straight out (horizontal), straight down (down flow), and two intermediate positions, as well as any position in between. In addition, louvers adjust up and down for even greater control of throw direction. Louvers have stops to prevent complete closing of the discharge area. Heater body also has top center hole with weld nut for mounting the heater and allowing it to pivot 360°. Wall mounting bracket also available (see accessories and controls).

**EIGHT WATTAGES, TWO VOLTAGES**  
The HUH-524TA can be connected to either 208VAC or 240VAC, single phase service, and field-adjusted to adapt the unit to four different wattages for each voltage; eight wattages, from 1,874 to 5,000 (6,396 to 17,065 BTU/hr.).

##### BUILT-IN THERMOSTAT

Dial up or down for precise heating comfort with single-pole built-in thermostat. Temperature range 45°F to 135°F.

#### EASY TO INSTALL AND SERVICE

Remove one screw and bottom control box cover swings down on hinges for full access to controls and wiring. Loosen four screws through keyhole slots at the front of the heater for full access to: heating element, fan delay control and high limit cutout. Complete access to the motor and fan is obtained through the back by removing the four screws holding the fan guard.

#### PLATE FIN ELEMENT

The heater provides uniform discharge of all heated air with lower internal operating temperatures and prolonged element life—all due to the efficient design of the plate fin element. Steel fins are copper brazed to low watt density, steel sheathed tubular heating element. Fins and elements are arranged in a uniform grid pattern and are closely fitted into the air discharge area to assure that all incoming air is discharged through the heating element.

#### SMOOTH, QUIET OPERATION

Motor is of unit bearing design with high starting and running torques. Large, dynamically balanced fan blades provide maximum air flow, thus, heater has minimum air turbulence and noise in operation.

#### AUTOMATIC FAN CONTROL

All heaters are equipped with an automatic fan delay control that delays fan action until the heating element is warm, and continues fan action until the heating element has cooled after the



heating cycle. This action prevents circulation of cold air and avoids exposing the unit to residual heat, thus providing higher comfort level and prolonged component life.

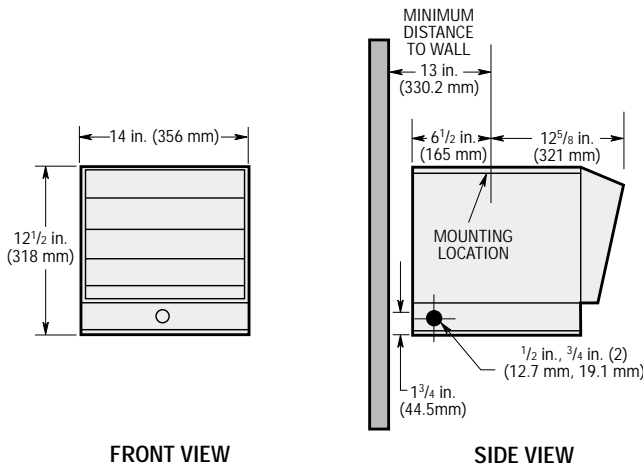
#### THERMAL CUTOUT

A high limit thermal cutout automatically shuts off the heater in the event of overheating and reactivates it when operating temperatures return to normal.



FILE # E21609

## DIMENSIONS



## ARCHITECT'S AND ENGINEER'S SPECIFICATIONS\*

The electric horizontal heater(s) shall be as manufactured by Berko, A Division of Marley Engineered Products, Bennettsville, SC. Heater(s) shall be fully UL approved, designed for either wall or ceiling mounting without modification, and operate at either 208 or 240 VAC and have field-adjustable capacity from 1.875 to 5 Kw.

**HOUSING:** The cabinet shall be of heavy gauge steel, welded and phosphatized; then completely painted by a baked enamel painting process. Front and back panels shall be removable to gain full access to element, motor and fan area. Fan guard shall be painted to match heater for appearance and durability. Heater(s) shall be furnished with attached ceiling mounting bracket and shall have capability of full horizontal and vertical position. Heater(s) shall be so designed as to permit mounting within two inches of the ceiling in full horizontal mode.

**CONTROL BOX:** The control box, housing all heater wiring and controls, shall be located at the bottom of the heater and equipped with a swing-down hinged cover to permit full access for installation, and for cleaning and servicing without dismounting the heater.


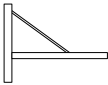
**WIRING:** All heater and control wiring connections shall terminate in the control box. Proper wiring diagram shall be attached to the inside of the control box cover. 60°C wire must be used to enter the wiring compartment.

**FAN MOTOR:** Fan motor shall be totally enclosed, impedance protected and of unit bearing design suitable for horizontal or vertical operation with high starting and running torques. Fan motor and controls shall operate directly from the line voltage.

**HEATING ELEMENT:** The heating element shall be warranted for five years and shall be of non-glowing design consisting of a special resistance wire enclosed in the steel sheath to which steel plate fins are brazed. The heating element shall cover the entire air discharge area for uniform heating.

**THERMAL CUTOFF:** Thermal cutoff shall be attached directly to each bank of elements to shut off the heater in the event of overheating and reactivate the heater when temperatures return to normal.

\* Berko reserves the right to change specifications without prior notice.

	CATALOG NO.	DESCRIPTION
	<b>DS-30</b>	3-pole power disconnect switch for field installation on all heaters. Complies with "positive off" requirements.
	<b>WB-1A</b>	Wall mounting brackets for all units. (Ceiling mounting bracket is included with all heaters.)

## SELECTION CHART

CATALOG NUMBER	VOLTS	WATTS	BTU PER HR.	PHASE	FAN MOTOR WATTS	CONTROL CIRCUIT & FAN MOTOR VOLTS	FAN MOTOR RPM	AIR VOLUS. CFM	THROW	MIN. MFG. HT.	HEATER AMPS	MIN. CKR. AMPS	WT. (LBS.)
HUH-524TA	208	1874	6396	1	8	208	1350	270	16'	6'	9.0	11.3	24
		2500	8553								12.0	15.0	
		3123	10659								15.0	18.5	
		3750	12799								18.0	22.5	
	240	2500	8533			240					10.4	13.0	
		3332	11365			13.9					17.4		
	4165	14215	17.4	21.8									
	5000	17065	20.9	26.1									



A Division of Marley Engineered Products  
470 Beauty Spot Rd. E, Bennettsville, SC 29512