

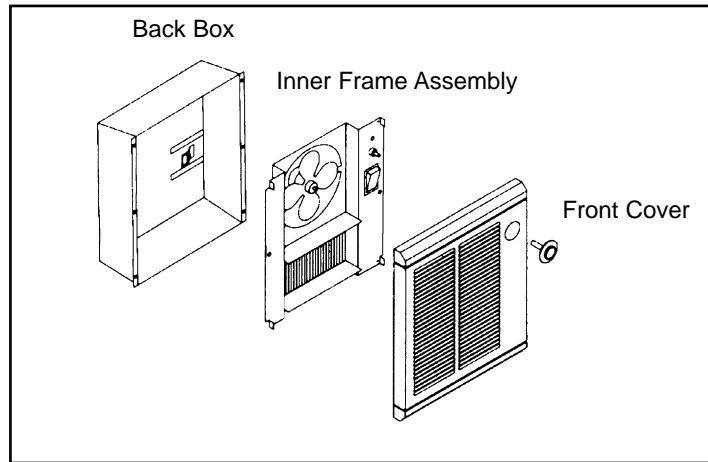


A Division of Marley Engineered Products

## SRA SERIES

### SMALL ROOM FAN FORCED HEATERS

- BUILT-IN DISCONNECT SWITCH
- FOUR VOLTAGES / DUAL RATINGS
- THREE-PIECE DESIGN
- 500 TO 200 WATTS
- BUILT-IN THERMOSTAT
- RECESSED OR SURFACE INSTALLATION



#### APPLICATIONS

Fast heat response, compact design and versatility make the SRA Series heaters ideal for dens, basements, converted attics and breeze ways, garages, bathrooms, small offices, workshops and similar areas. Also adaptable to multiple installations in somewhat larger or odd shaped rooms.

#### FEATURES

##### UNIVERSAL MOUNTING

The SRA is designed for recessed or surface wall mounting. The basic unit is designed for recessed installation, but is easily adapted to semi-recessed or surface mounting with the use of the optional surface mounting frame, (Catalog No. SRASM ordered separately) or the semi-recessed frame (SRAS-1 or SRAS-2) for partially recessing into walls less than 3-1/2 inches thick.

##### FOUR VOLTAGES - MULTI-WATT RATING

The SRA Series is comprised of 7 basic models providing 500 watts (1706 Btu/hr) to 2000 watts (6826 Btu/hr) at 120, 208, 240, or 277F. (See Selection Chart) With the exception of the 1800 watt, 120V model, each heater can be field adjusted to provide 100% or 50% of its rated output. Due to dual ratings, some catalog numbers may appear several places in the selection chart.

##### CONTEMPORARY STYLING

The front cover incorporates space age plastics and heavy gauge steel to give the unit a contemporary look with no exposed screw heads.

##### BUILT-IN THERMOSTAT / AUTOMATIC FAN DELAY/DISCONNECT SWITCH

Room temperature is controlled by a built-in thermostat. When the thermostat calls for heat, the heating element comes on, but fan action is delayed momentarily until the element is warm. When the thermostat is satisfied, the element shuts off, but the fan continues to operate until all heated air is discharged. This feature eliminates circulation of cold air during start-up and avoids exposing the heater to residual heat, thus achieving higher comfort level and longer component life. A thermal cut-out shuts off the heater in the event of overheating. Built-in disconnect switch provides double line disconnect.

##### TAMPER RESISTANT AND TAMPER PROOF INSTALLATION

A plug-button is provided with the heater to snap into the hole in the front cover in place of the thermostat control knob for tamper resistant installations. An optional front cover without a hole for the thermostat control knob (a special order item) provides tamper proof installation. The front cover must be removed to adjust the thermostat.

##### UNIFORM HEATING OF ALL DISCHARGE AIR

Heavy gauge steel fins are brazed to low watt density steel sheathed tubular heating elements in a uniform grid pattern. The grid covers the entire discharge area, resulting in uniform heating of all discharge air, lower operating temperature and prolonged element life.

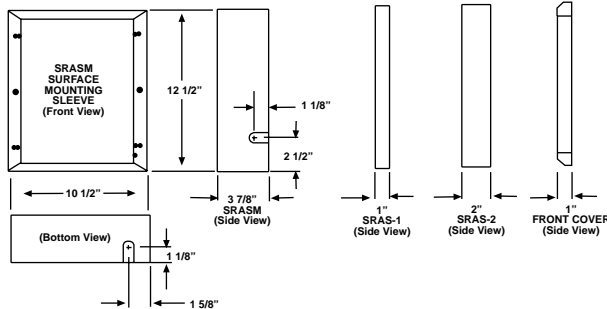
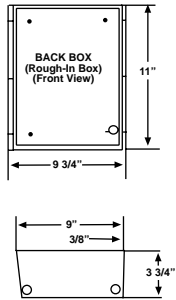
##### QUIET OPERATION

The four-blade, aluminum fan and the impedance protected, permanently lubricated motor with enclosed rotor, provide trouble-free, whisper quiet operation.

##### PHOSPHATIZED, PAINTED

The louvered front cover, surface mounting frame, and inner mounting frame are all phosphatized, then completely painted by a baked enamel painting process. The front cover is finished in Navajo White which compliments any decor.

## DIMENSIONS



## ACCESSORIES AND CONTROLS

VOLTS WATTS/Btu/Hr	120	208	240	277
500 (1806)	SRA-1012DS (7.2)	—	—	—
562 (1918)	—	—	SRA-1527DS (2.3)	—
750 (2560)	SRA-1512DS (6.3)	SRA-2024DS (3.6)	SRA-2027DS (3.1)	SRA-527DS (2.7)
1000 (3413)	SRA-1012DS (8.3)	SRA-2020DS (4.8)	SRA-2024DS (4.2)	SRA-2027DS (3.6)
1124 (3839)	—	—	SRA-1527DS (4.7)	—
1580 (5119)	SRA-1512DS (12.5)	SRA-2024DS (7.2)	SRA-2027DS (6.3)	SRA-1527DS (5.4)
2000 (6826)	SRA-1812* (15.0)	SRA-2020 (9.6)	SRA-2024 (8.4)	SRA-2027 (7.2)

\*1800 Watts

## ACCESSORIES AND CONTROLS

<b>SRASM</b>	Surface mounting sleeves. Fits around back box of SRA heaters for surface mounting installations.
<b>SRAS-1</b>	1" or 2" semi-recessed sleeve to fit around exposed.
<b>SRAS-2</b>	back box in semi-recessed installations.
<b>SRA-FCTP</b>	Tamper Proof Front Cover.

## ARCHITECT'S AND ENGINEER'S SPECIFICATIONS\*

The heating equipment shall include an electric automatic SRA Series fan-forced air heater suitable for small area heating as manufactured by Berko, A Division of Marley Engineered Products, Bennettsville, SC. Heaters shall be UL Listed. The heater shall be designed for surface or recessed wall mounting in any position. For surface mounting a Berko SRASM surface mounting sleeve shall be used. For semi-recessed installation a Berko SRAS-1 or SRAS-2 semi-recessed sleeve shall be used.

**BACK BOX:** The back box shall be designed for duty as a recessed rough-in box in either masonry or frame construction and also when mounting directly to the surface of the finished walls in surface mounting installations. The back box shall be commercial grade galvanized steel and shall contain knock outs through which field wiring leads are brought and connected to pigtailed of the pre-installed female disconnect receptacle. Connecting of the male plug of the inner frame completes the wiring of the heater.

**INNER FRAME ASSEMBLY:** The inner frame assembly shall consist of a commercial grade steel chassis on which are mounted the heating element, fan motor and blade, thermostat, fan delay and thermal cut out. The inner frame assembly shall be completely pre-wired with the leads terminating in a male plug, thus facilitating positive disconnect and easy removal for service without disturbing the back box or field wiring.

**HEATING ELEMENT:** The heating element shall be guaranteed for five years and shall be of non-glowing design consisting of a special resistance wire enclosed in a steel sheath to which steel plate fins are brazed. The element shall cover the entire air discharge area to ensure uniform heating of all discharge air.

**MOTOR AND CONTROLS:** The fan motor shall be impedance protected, permanently lubricated and with totally enclosed rotor. Fan delay shall be bi-metallic, snap-action type and shall activate fan after heating element reaches operating temperature, and continue to operate the fan after the thermostat is satisfied and until all heated air has been discharged. The thermostat shall be single pole on all models. Thermal cutout shall be bi-metallic, snap-action type designed to shut off heater in the event of over heating.

**DISCONNECT SWITCH:** A built-in double pole single throw disconnect switch shall be provided for positive disconnect of power supply.

**FRONT COVER:** The louvered front cover shall be of commercial grade steel finished in Navajo White baked enamel. It will attach to the fan deck via snaps in the high impact plastic trim pieces and shall have no exposed screw heads.

**TAMPER-PROOF INSTALLATION:** Optional front cover without the hole for the thermostat knob provide full tamper-proof installation.

**SURFACE MOUNTING SLEEVE:** The surface mounting sleeve shall be of commercial grade steel, designed to mount around the back box for a finished surface installation. Slot knock outs shall be provided for power supply conduit. Semi-recessed sleeves shall be available for semi-recessed installation in walls less than 3-1/2 inches thick.

**FINISH:** All sheet metal parts, except the galvanized steel back box shall be phosphatized, then completely painted by a baked enamel painting process.

\* Berko reserves the right to change specifications without prior notice.

Thermostat range: 40° to 85 °F	<b>MOUNTING LIMITATIONS:</b> 1. Do not install back box closer than 2 inches from floor or adjacent wall.
Air Movement: 65 cfm.	2. Do not install heater behind towel rack, behind door, in floor, in ceiling, in closet or where air flow may be obstructed.